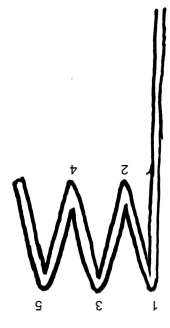


English ivy is considered invasive on Turtle Island (aka North America). While it provides evergreen groundcover, it can also crowd out native plants, especially in distressed environments. Thankfully, you can help remove this abundant plant and make yourself star wands in the process!

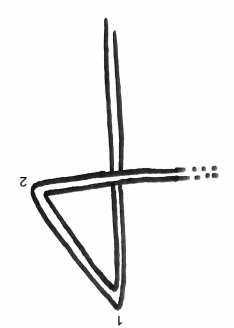
Grab a long straight piece of ivy without any bends or kinks. Try for a piece at least a meter long. Take off all the leaves and roots from the vine.

HOW TO MAKE STARS


Make five bends in the ivy all the same distance apart. Leave a long unbent bit that'll become the handle.



Bend the ivy over at the first bend and over the handle at the second bend to make a backwards 4.



make a STAR WAND out of ENGLISH IVY!



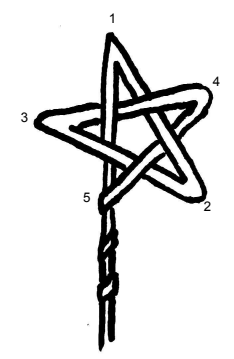
You now have a simple star wand made from an invasive plant.

These can work as garden decorations, play things or even bubble wands.



Keep up the same over under pattern weave through the remaining end at the 4th fold to finish the star.

Tightly wrap the remaining bit around the handle. It'll unravel a bit but still stay in place.



Take the rest of the bent bit and weave it under the handle and over the first bent bit.

